

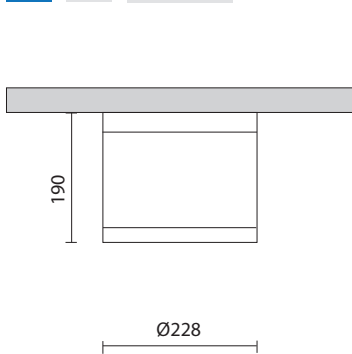
# DL200 LED

Deckenaufbauleuchte IP65  
*Surface mounted luminaire IP65*



06-2011

HOFFMEISTER LEUCHTEN GmbH  
Gewerbering 28-32  
D 58579 Schalksmühle  
Tel.: +49 23 55 - 50 41-0  
Fax: +49 23 55 - 50 41-328  
[www.hoffmeister.de](http://www.hoffmeister.de)  
[mail@hoffmeister.de](mailto:mail@hoffmeister.de)



**Deckenaufbauleuchte IP65**

- mit LED-Modul 3000 lm (45/49W\*) oder 2000 lm (32/36W\*)
- Farbwiedergabeindex CRI 80
- mittlere Lebensdauer 50.000 h
- mit LED-Netzgerät (220-240V 50/60Hz)
- Gehäuse aus Aluminiumguss
- Deckenbefestigung aus Aluminium
- Reflektor aus Reinaluminium 99,9%, hochglänzend eloxiert
- Sicherheitsglas, klar
- Farbe: weiß, silber, anthrazit, nightblue

**Surface mounted Downlight IP65**

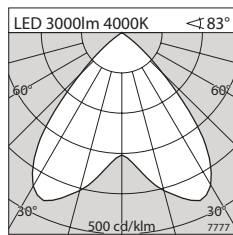
- with LED module 3000 lm (45/49W\*) or 2000 lm (32/36W\*)
- colour rendering index CRI 80
- average life cycle 50.000 h
- with LED power unit (220-240V 50/60Hz)
- housing of cast aluminium
- ceiling attachment of aluminium
- reflector of highest grade aluminium 99,9%, mirror finish anodized
- safety glass, clear
- colour: white, silver, anthracite, nightblue

**wide flood 83°**

| Typ<br>Type | Lichtfarbe<br>Colour-Temp. | Systemleis-<br>tung Total load | KG  | Art.-Nr. silber<br>Item No. silver | Art.-Nr. weiß<br>Item No. white | Art.-Nr. anthrazit<br>Item No. anthracite |
|-------------|----------------------------|--------------------------------|-----|------------------------------------|---------------------------------|---|
| LED 3000 lm | 3000 K                     | 46 W*                          | 4,2 | 103 927                            | 103 928                         | 103 929                                   |
| LED 3000 lm | 4000 K                     | 50 W*                          | 4,2 | 103 930                            | 103 931                         | 103 932                                   |
| LED 2000 lm | 3000 K                     | 36 W*                          | 4,2 | 102 365                            | 102 366                         | 102 367                                   |
| LED 2000 lm | 4000 K                     | 32 W*                          | 4,2 | 102 369                            | 102 370                         | 102 371                                   |

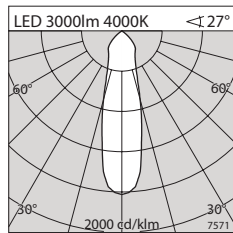
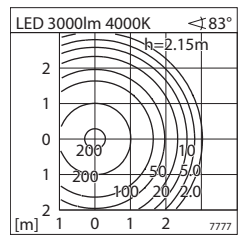
**medium 27°**

| Typ<br>Type | Lichtfarbe<br>Colour-Temp. | Systemleis-<br>tung Total load | KG  | Art.-Nr. silber<br>Item No. silver | Art.-Nr. weiß<br>Item No. white | Art.-Nr. anthrazit<br>Item No. anthracite |
|-------------|----------------------------|--------------------------------|-----|------------------------------------|---------------------------------|---|
| LED 3000 lm | 3000 K                     | 46 W*                          | 4,2 | 103 606                            | 103 607                         | 103 608                                   |
| LED 3000 lm | 4000 K                     | 50 W*                          | 4,2 | 103 609                            | 103 610                         | 103 611                                   |
| LED 2000 lm | 3000 K                     | 36 W*                          | 4,2 | 103 600                            | 103 601                         | 103 602                                   |
| LED 2000 lm | 4000 K                     | 32 W*                          | 4,2 | 103 603                            | 103 604                         | 103 605                                   |



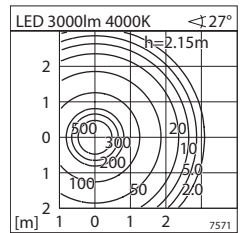
| LED 3000lm 4000K <math>\le 83^\circ</math> |                |
|--|----------------|
| $\eta_{LOR}$                               | = 82%          |
| UGR  | = 20.2         |
| 65° < 1000 cd/m <sup>2</sup>               |                |
| E[lx]                                      | 100lx    500lx |
| a[m <sup>2</sup> ]                         | n=6    n=26    |
| 100  |                |

| LED 3000lm 4000K <math>\le 83^\circ</math> |      |      |
|--|------|------|
| h  | C0   | Em   |
| [m]  | ∅[m] | [lx] |
| 1.0  | 1.77 | 854  |
| 2.0  | 3.54 | 214  |
| 3.0  | 5.31 | 95   |
| 4.0  | 7.08 | 53   |
| 5.0  | 8.85 | 34   |

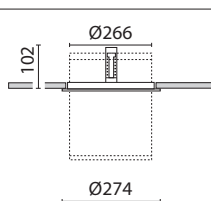


| LED 3000lm 4000K <math>\le 27^\circ</math> |                |
|--|----------------|
| $\eta_{LOR}$                               | = 86%          |
| UGR  | = 18.9         |
| 65° < 1000 cd/m <sup>2</sup>               |                |
| E[lx]                                      | 100lx    500lx |
| a[m <sup>2</sup> ]                         | n=5    n=24    |
| 100  |                |

| LED 3000lm 4000K <math>\le 27^\circ</math> |      |      |
|--|------|------|
| h  | C0   | Em   |
| [m]  | ∅[m] | [lx] |
| 1.0  | 0.48 | 3956 |
| 2.0  | 0.97 | 989  |
| 3.0  | 1.45 | 440  |
| 4.0  | 1.94 | 247  |
| 5.0  | 2.42 | 158  |



**Zubehör / Accessories**



Ring für variablen Halbeinbau \*\*  
Ring for variable semi-recessing \*\*

weiß / white  
nightblue / nightblue  
anthrazit / anthracite  
silber / silver

**Art.-Nr. / Item No.**

0.79041.00-910  
0.79041.00-566  
0.79041.00-726  
0.79041.00-916

Glas-Abdeckung, matt  
Glass cover, frosted

0.35651.00-927

\* Die Leistungsangaben beziehen sich auf das Ausgabedatum dieser Broschüre. Eine Verringerung der Anschlussleistung wird erwartet.  
The power values correspond to the release date of this brochure. Reduction of power consumption is expected.

\*\* Leistungsabhängige Einbaubedingungen (3000lm) gemäß Montageanleitung beachten.  
Installation condition depending on LED power (3000lm). Please refer to mounting instruction.